

VSD CONFIN LIMITED

REGD. OFF: 308-A, 3RD FLOOR, SHALIMAR SQUARE, B.N. ROAD, LALBAGH, LUCKNOW-226001(U.P)

14th November 2022

To,
The Deputy Manager
Department of Corporate Services
BSE Limited
P. J. Towers, Dalal Street, Fort
Mumbai - 400 001

Scrip Code: 531696 (BSE)

Dear Sir,

Sub: Un-Audited Financial Results for the half year ended 30th September 2022

This is to inform you that a meeting of the Board of Directors of our Company was held today, 14th November, 2022 of the Company which approved and took on record the Un-Audited Financial Results for the quarter ended 30th September, 2022.

In order to comply with the Regulation 33 of the Securities and Exchange Board of India (Listing Obligations and Disclosure Requirements) Regulations, 2015, we are enclosing with this letter, Un-Audited Financial Results for the quarter ended 30th September 2022 along with the "Limited Review Report" issued by the Statutory Auditors.

Kindly take the same on your record & oblige.

This is for the information of Members.

Thanking You,

Yours Faithfully,

FOR VSD CONFIN LIMITED

Santosh

Santosh Kumar Gupta
Director
DIN : 00710533

CIN:- L70101UP1984PLC006445

E-mail:- vsdconfin@gmail.com

Ph.: (0522) 4334796

AUDITOR'S LIMITED REVIEW REPORT

Review Report to the Board of Directors of M/s. VSD CONFIN LIMITED

We have reviewed the accompanying statement of unaudited financial results of M/s. VSD CONFIN LIMITED for the period ended 30th September, 2022. This statement is the responsibility of the Company's Management and has been approved by the Board of Directors. Our responsibility is to issue a report on these financial statements based on our review.

We conducted our review in accordance with the Standard on Review Engagement (SRE) 2400, *Engagements to Review Financial Statements* issued by the Institute of Chartered Accountants of India. This standard requires that we plan and perform the review to obtain moderate assurance as to whether the financial statements are free of material misstatement. A review is limited primarily to inquiries of company personnel and analytical procedures applied to financial data and thus provide less assurance than an audit. We have not performed an audit and accordingly, we do not express an audit opinion.

Based on our review conducted as above, nothing has come to our attention that causes us to believe that the accompanying statement of unaudited financial results prepared in accordance with applicable accounting standards and other recognized accounting practices and policies has not disclosed the information required to be disclosed in terms of Regulation 33 of the SEBI (Listing Obligations and Disclosure Requirements) Regulations, 2015 including the manner in which it is to be disclosed, or that it contains any material misstatement.

For KAMAL GUPTA ASSOCIATES
CHARTERED ACCOUNTANTS
FRN 0007520

Neel Agarwal

CA. NEHA AGARWAL (MRN 406713)
PARTNER



PLACE: KANPUR
DATE: 14-11-2022
UDIN: 22406713BDACXJ4434

YSD CONFIN LIMITED

CIN: L70101UP1984PLC006445

Regd. Office: 308-A, 3rd Floor, Shalimar Square, B.N. Road, Lalbagh, Lucknow - 226001

Ph. No. : 0522-4334796

Email: vsdconfin@gmail.com

STATEMENT OF UNAUDITED FINANCIAL RESULTS FOR THE QUARTER AND PERIOD ENDED 30TH SEPTEMBER 2022

S. No.	Particulars	Quarter Ended			Half Year Ended		Rs. In Lacs
		30.09.2022	30.06.2022	30.09.2021	30.09.2022	30.09.2021	Year Ended
		Unaudited	Unaudited	Unaudited	Unaudited	Unaudited	Audited
I	Revenue from Operations	-	-	-	-	-	-
II	Other Income	8.94	-	-	8.94	-	0.04
III	Net Gain on de-recognition of financial assets at amortized cost	-	-	-	-	-	-
IV	Net Gain on reclassification of financial assets	-	-	-	-	-	-
V	Total Revenue (I+II+III+IV)	8.94	-	-	8.94	-	0.04
VI	Expenses:						
a	Cost of Materials Consumed	-	-	-	-	-	-
b	Excise Duty	-	-	-	-	-	-
c	Purchases of Stock-in-Trade	-	-	-	-	-	-
d	Changes in inventories of Finished goods/work in progress & Stock in Trade	-	-	-	-	-	-
e	Employee benefits expenses	1.86	1.86	1.86	3.72	3.72	7.44
f	Finance Cost	-	-	-	-	-	-
g	Depreciation & Amortisation Expense	0.44	0.43	0.44	0.87	0.87	1.73
h	Impairment Losses	-	-	-	-	-	-
i	Net loss on de-recognition of financial assets at amortized cost	-	-	-	-	-	-
j	Net loss on reclassification of financial assets	-	-	-	-	-	-
k	Other Expenses	0.53	4.21	10.62	4.74	14.72	39.55
	Total Expenses (VI)	2.83	6.50	12.92	9.33	19.31	48.72
VII	Profit / (Loss) before exceptional and tax (V-VI)	6.11	(6.50)	(12.92)	(0.39)	(19.31)	(48.68)
VIII	Exceptional items	-	-	-	-	-	-
IX	Profit / (Loss) before tax (VII+VIII)	6.11	(6.50)	(12.92)	(0.39)	(19.31)	(48.68)
X	Tax expense:						
(1)	Current Tax	-	-	-	-	-	-
(2)	Deferred Tax	-	-	-	-	-	(10.51)
XI	Profit / (Loss) for the period from continuing operations (IX-X)	6.11	(6.50)	(12.92)	(0.39)	(19.31)	(38.17)
XII	Profit / (Loss) from discontinued operations	-	-	-	-	-	-
XIII	Tax expense of discontinued operations	-	-	-	-	-	-
XIV	Profit / (Loss) from discontinued operations (after tax) (XII-XIII)	-	-	-	-	-	-
XV	Profit/Loss for the period (XI+XIV)	6.11	(6.50)	(12.92)	(0.39)	(19.31)	(38.17)
XVI	Other Comprehensive Income						
A (i)	Items that will not be reclassified to profit or loss	-	-	-	-	-	-
(ii)	Income Tax relating to items that will not be reclassified to profit or loss	-	-	-	-	-	-
B (i)	Items that will be reclassified to profit or loss	-	-	-	-	-	-
(ii)	Income Tax relating to items that will be reclassified to profit or loss	-	-	-	-	-	-
XVII	Total Comprehensive Income for the period (XV + XVI) (Comprehensive Profit/(Loss) and Other Comprehensive Income for the Period)	6.11	(6.50)	(12.92)	(0.39)	(19.31)	(38.17)
XVIII	Earning Per Share of Re. 10/- each (for continued operations)						
a)	Basic	0.03	(0.04)	(0.07)	(0.00)	(0.11)	(0.22)
b)	Diluted	0.03	(0.04)	(0.07)	(0.00)	(0.11)	(0.22)
XIX	Earning Per Share of Re. 10/- each (for discontinued operations)						
a)	Basic	-	-	-	-	-	-
b)	Diluted	-	-	-	-	-	-
XX	Earning Per Share of Re. 10/- each (for continued and discontinued operations)						
a)	Basic	0.03	(0.04)	(0.07)	(0.00)	(0.11)	(0.22)
b)	Diluted	0.03	(0.04)	(0.07)	(0.00)	(0.11)	(0.22)

1. Above results were reviewed by Audit Committee and approved by the Board of Directors in their Board Meeting held on 14th November, 2022.

2. Figures for the prior periods/years have been regrouped and/or classified wherever considered necessary.

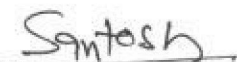
3. The Statutory Auditors of the company has carried out the "Limited Review" of the above financials in terms of Regulation 33 of SEBI (Listing Obligation and Disclosure Requirements) Regulations, 2015.

4. The Company operates in a single segment and hence information pursuant to Ind AS 108/AS-17 is not applicable.

5. Provision for Tax and Depreciation will be provided for as at year end. Since the net profit/(loss) reported in accordance with the Indian GAAP is the same without adjustments to total comprehensive income in accordance with Ind AS for the corresponding figures in the previous year, reconciliation for the same is not provided separately.

6. The Company adopted Indian Accounting Standard (Ind AS) and accordingly these financial results have been prepared in accordance with the recognition and measurement principles laid down in the Ind AS 34 Interim Financial Reporting prescribed under Section 133 of the Companies Act, 2013 read with the relevant rules issued thereunder.

For VSD Confin Limited



Santosh Kumar Gupta
DIN : 00710533
Director

YSD CONFIN LIMITED

CIN: L70101UP1984PLC006445

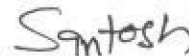
Regd. Office: 308-A, 3rd Floor, Shalimar Square, B.N. Road, Lalbagh, Lucknow - 226001

Ph. No. : 0522-4334796

Email: vsdconfin@gmail.com

	Particulars	Note No.	As at 30.09.2022	As at 31.03.2022
	1	2	3	4
1	ASSETS			
	Non-current assets			
2	(a) Property, Plant and Equipment		1.37	2.24
	(b) Capital work-in-progress		-	-
	(c) Investment Property		-	-
	(d) Goodwill		-	-
	(e) Other Intangible assets		-	-
	(f) Intangible assets under development		-	-
	(g) Biological Assets other than bearer plants		-	-
	(h) Financial Assets		-	-
	(i) Investments		21.18	21.18
	(ii) Trade receivables		-	-
	(iii) Loans		-	-
	(iv) Others (to be specified)		-	-
	(i) Deferred tax assets (net)		34.26	34.26
	(j) Other non-current assets		22.17	22.17
	Current assets			
	(a) Inventories		-	-
	(b) Financial Assets		-	-
	(i) Investments		-	-
	(ii) Trade receivables		-	-
	(iii) Cash and cash equivalents		10.03	105.78
	(iv) Bank balances other than (iii) above		-	-
	(v) Loans		1,523.00	1,544.00
	(vi) Others (to be specified) (Advances)		-	-
	(c) Current Tax Assets (Net)		-	-
	(d) Other current assets		12.65	20.96
	Total Assets		1,624.66	1,750.59
	EQUITY AND LIABILITIES			
	Equity			
	(a) Equity Share capital		1,546.30	1,546.30
	(b) Other Equity		(82.58)	(82.19)
	LIABILITIES			
1	Non-current liabilities			
	(a) Financial Liabilities		-	-
	(i) Borrowings		-	-
	(ii) Trade payables		-	-
	(iii) Other financial liabilities (other than those specified in item (b), to be specified)		-	-
	(b) Provisions		-	-
	(c) Deferred tax liabilities (Net)		-	-
	(d) Other non-current liabilities		0.11	0.11
2	Current liabilities			
	(a) Financial Liabilities		160.00	285.00
	(i) Borrowings		-	-
	(ii) Trade payables		-	-
	(iii) Other financial liabilities (other than those specified in item (c))		-	-
	(b) Other current liabilities		0.83	1.37
	(c) Provisions		-	-
	(d) Current Tax Liabilities (Net)		-	-
	Total Equity and Liabilities		1,624.66	1,750.59

For VSD Confin Limited



Santosh Kumar Gupta

DIN : 00710533

Director

Place : Lucknow

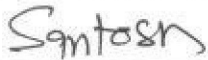
Date : November 14, 2022

VSD Confin Limited
CIN: L70101UP1984PLC006445
Cash Flow statement for the period ended September 30, 2022

(Amount in Rs. Laes)

	Half Year ended as on 30.09.2022	Year Ended as on 31.03.2022
A. Cash Flow From Operating Activities		
Net Profit before taxation	-0.38	-48.68
Add: Depreciation	0.87	1.73
Add: Interest Expenses	-	-
Add: Loss on sale of Fixed Asset	-	-
Less :Profit on Sale of Fixed Asset	-	-
Operating Profit before working Capital Changes	0.49	-46.95
Adjustment for:		
Non Current Financial Assets	-	-
Other Non Current Assets	-	-
Inventories	-	-
Trade receivable	-	3.25
Other Current Assets	8.30	-6.78
Loans and Advances	21.00	56.00
Trade payable and other Liabilities	-125.00	-
Other Financial Liabilities	-	-
Other Current liabilities	-0.54	10.67
Net Cash inflow from/(outflow) from operating activities	-95.75	16.18
B. Cash flow from Investing Activities		
Sale Proceeds from fixed Assets	-	-
Interest received	-	-
Fixed Assets Purchase	-	-
Income tax	-	-
Net Cash inflow from/(outflow) from Investing Activities	-	-
C. Cash flow from Financing Activities		
Proceeds from Borrowing	-	-
Interest paid	-	-
Dividend Paid	-	-
Net Cash inflow from/(outflow) from Financing Activities	-	-
Net Increase /(decrease) in cash and Cash Equivalents	-95.75	16.18
Opening cash and Cash Equivalents	105.78	89.60
Closing cash and Cash Equivalents	10.03	105.78

For VSD Confin Limited



Santosh Kumar Gupta
DIN:00710533

Date :- 14.11.2022